

Thanks to you, the Unicorn is now awake! We can see it again on full moon evenings on the Coiron plateau!  
If you want to invoke the unicorn, you can sing the song.  
With a bit of luck, it will appear again...

## THE UNICORN SONG

You were born in the fire of the Coiron volcanoes  
Thousands of years ago  
Symbol of beauty and purity  
You spread hope with passion



Unicorn, Unicorn, wake up  
Before you catch a cold  
Unicorn, Unicorn, wake up  
We really need you

Every full moon evening you're there  
Walking around the uplands step by step  
Spreading hope and love  
In all the surrounding homes

But one day bad luck struck you  
In a deep sleep you fell  
It has been fifty years that you have been waiting  
For the children to come and wake you up

SHARE THE PHOTOS OF YOUR JOURNEY ON SOCIAL MEDIAS!

[#bergetcoiron](https://twitter.com/bergetcoiron)

Treasure hunt « The Unicorn of Coiron » created by Marie Grosshans for the Tourist Office of Berg&Coiron  
Upon request of the latest, it has been revised and edited in 2022 by the students of the Licence  
Concepteur de Projets Touristiques Patrimoniaux (CERMOSEM, Université de Grenoble Alpes)

Design used for the layout:

Unicorn theme: designed by rawpixel.com / Freepik - Vineyard setting: designed by macrovector / Freepik



# THE UNICORN OF COIRON

The Montfleury Vineyard Treasure Hunt



Alcohol abuse is dangerous for your health, consume in moderation.

## once upon a time ...

Long ago, the Coiron volcanoes were still active. Back then, **they gave birth to a beautiful unicorn**. She was used to appear on the Coiron uplands only on Full Moon evenings. But fifty years ago, **the unicorn has fallen into a deep sleep** because of a spell the evil goblins of Coiron casted at her. To wake her up, one must go and search for the Nectar, rare and difficult to obtain.

### ARE YOU READY TO EMBARK ON THE QUEST FOR THE NECTAR AND WAKE UP THE UNICORN?

For this, several events await you in the heart of the Montfleury vineyard! Together with your companions, you will have to use **your logic and skills** to overcome them.

If you are ready to show that you are worthy to receive the Nectar and approach the unicorn,

### MEET AT THE STARTING POINT OF THE JOURNEY!

(do not forget your adventurer's bag, to be picked up at the reception of the Tourist Office)

## BEFORE LEAVING ...



Respect the site



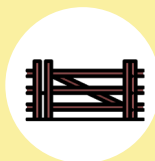
Remember to bring water and sun protections



Wear comfortable walking shoes



Do not feed animals



When crossing paddocks and in their proximity, close behind you and keep your dog on a leash

The Berg&Coiron Tourist Office declines all civil or criminal liability in the event of an accident, of which the participants could be victims because of their participation in this treasure hunt.

As you continue on your way, you will come across a sign reading « **Chemin Privé** » (Private Way) 🚫. Don't let this stop you, you are on the right road!

The legend says a mysterious box hides around the tourist office. Find it.

## Game 7

Only with the help of your hands, try to guess what hides inside the mystery box.

You got it? Go to the reception desk of the tourist office and give your answer.



## CONGRATULATIONS!

After a last little challenge, a surprise awaits you at the reception desk. Enter the Tourist Office to invoke the unicorn.

It was a pleasure to be your companion throughout this adventure, good luck to you and enjoy your reward!

## ANSWERS TO THE GAMES OF THE TREASURE HUNT

GAME 1 :	c. squash
GAME 2 :	a vine ; wine and grape juice
GAME 3 :	a. chocolate
GAME 4 :	1 : winter - 2 : spring 3 : autumn - 4 : summer
GAME 5 :	red
GAME 6 :	harvest season
GAME 7 :	grapes

Now continue along the path. On your way you will meet some electric poles they show you the right direction, **follow them**. Before the intersection, you will come across a new small sign on your way, this one will allow you to solve this new puzzle!

Game 5

For this game, you will need the mirror that you are carrying in your adventurer's bag. Deciphering the message will allow you to find out what color the Nectar is.  
*Little tip: look at the first letter of each line.*




---

A road is in front of you, be very careful though, vehicles may be driving in this area. **Continue on the « Chemin de la Cave »**. You are almost there! **Continue straight ahead and you will gradually see the railroad tracks**. Solve the next puzzle to advance your quest.

Game 6

Solve this puzzle to find out what happens around september and october when the fruits are ripe.



## Map of the walk in the Montfleury Vineyard

↔ 2,7KM    ⬆️ 40m    ⌚ 45 min - 1h    ♿ accessible to strollers



## THE ADVENTURE BEGINS!

The quest begins in the parking lot of the Tourist Office, **right in front of the information sign about the Mule Drivers**. This is where the first game of the treasure hunt awaits you, **as soon as you have collected your adventurer's bag at the reception of the Tourist Office!** Use the sign to find the answer.

Game 1

What was the container used to measure the quantity of wine made of?  
 Find the answer using the information on the sign.



a. turnip




b. melon



c. squash



After solving the first game, **keep walking along the railway line** (which should be on your right) until you reach the « STOP » sign. Then, **follow the « Route des Cépages »** for about a hundred meters. **At the Auberge Montfleury**  a small road is going to the right. **You have to follow it** to continue your way!

You should now be at a **new « STOP » sign**. Take the road on your right and **follow the trees to the next intersection**. Follow **the path on your left**, and be careful as you go, there are vehicles on this road. Look out! A little further on, on your right, you should see the first vines, that's a good sign. **Follow them!** Oh, a new challenge, get ready...

Game 2



What is this climbing plant?

A \_ \_ \_ \_ \_

What can be done with its fruits?

\_ \_ \_ \_ \_ AND ALSO

\_ \_ \_ \_ \_

You will go along the vineyards. **Continue to the end of the path**, to arrive in a field. **When crossing paddocks and in their vicinity, remember to close carefully behind you and keep your dog on a leash.** **Cross the field on the right** to reach the next part of the path. The next challenge awaits you just outside this field, get ready...

Game 3

Which food is it recommended to eat while drinking Viognier?

Find the answer on the information sign.



a. chocolate



b. brocoli



c. banana

Game 4

After looking at the pictures below, associate each of them with a different season.

Today, what season does the vine in front of you look the most like ?



\_ \_ \_ \_ \_



\_ \_ \_ \_ \_



\_ \_ \_ \_ \_



\_ \_ \_ \_ \_